

Rate and Types of Employment of Graduates

Graduate Rate

The table below lists the graduation rates for the previous five academic years.

Semester	Number	Total (A/Y)
Fall 2018	18	40
Spring 2019	22	
Fall 2019	12	29
Spring 2020	17	
Fall 2020	11	23
Spring 2021	12	
Fall 2021	14	38
Spring 2022	24	
Fall 2022	23	43
Spring 2023	20*	

Note: * projected number of student graduating Spring 2023.

Types of Employment of Graduates

The following information is based on the data collected by the Career Services and Graduate Exit Interview and Survey.

First Destination Surveys (2017 - 2020) and IUPUI CM Graduate Exit Survey (2021 - 2022)

Employment data was still collected by the Office of Career Services and Professional Development. The data was compiled by the central administration of IUPUI and is called the First Destination Survey. These reports use data from the calendar year. The calendar year is used based on the National Association of Colleges and Employers (NACE) guidelines. The First Destination Survey Results (report) is available in May or June for the previous calendar year (January -December).

The 2017 and 2020 First Destination Survey Results are presented on the following pages. The 2021 and 2022 First Destination Survey Results are not available due to low student survey data reported during the COVID-19 period. Hence, IUPUI CM graduate exit survey questionnaire Q7 – Q9 results are presented in lieu of the First Destination Survey Results. Section 9 explains the process of the CM graduate exit interviews/surveys and presents examples in Section 9 Implementation Plan Appendix 2.

- 2017 FIRST DESTINATION SURVEY RESULTS

Graduating undergraduate students were asked to complete an online survey regarding their post-graduate plans. Information was collected from 26 Bachelor Degree graduates.

Number reporting - 26

Average salary - \$53,561

Range of salary - \$18,000-\$65,000

Hiring companies - Banning Engineering, Lithko Contracting LLC, Bowen Engineering, Bulley & Andrew, Claycorp, Cliff Construction, Construction Planning and Management, Cummins, Garmon Construction Services, HWC Engineering, IMG Construction Management, Loren Wood Builders McPheron Construction Miller Pipeline, OCM Engineering, Patterson Horth, Shiel Sexton Company, Taylor Brothers, The Skillman Corporation, TWG Construction, Wedgewood Building Company

% of positive outcomes - 100%

- 2018 FIRST DESTINATION SURVEY RESULTS

Graduating undergraduate students were asked to complete an online survey regarding their post-graduate plans. Information was collected from 24 Bachelor Degree graduates.

Number reporting - 24

Average salary - \$56,306

Range of salary - \$35,000-\$84,000

Hiring companies - Shiel Sexton, CorGroup, Duke Realty, E&B Paving Inc., Fulton Interior Systems, Grand Contracting, KG Enterprises, Kieser Consulting Group, Lithko Consulting, Mattcon, Mattcon General, Michuda Construction, Mr. David's Flooring International, Plant Engineering, Pulte Homes, RQA Corporation, Salt Light and Electric, Stenz Construction, Stenz Corp, Streicher Construction, The Garrett Companies, The Re-Development Group

% of positive outcomes- 100% (full time position related to major)

- 2019 FIRST DESTINATION SURVEY RESULTS

Graduating undergraduate students were asked to complete an online survey regarding their post-graduate plans. Information was collected from 35 Bachelor Degree graduates.

Number reporting - 35

Average salary - \$55,988

Range of salary- \$40,000-\$72,000

Hiring companies- TWG Construction, The Skillman Corp, AECOM Hunt, Arbor Homes, BC Beyond Countertops, Ben Hur Construction Group, Big-D Construction, Crg residential, Custom Concrete, Edge Guys HVAC, FA Wilhelm Construction Company, Fox Contractors Corp, Geiger & Peters, GEMCO Constructors LLC, Gradex LLC, Hagerman Construction, Martin Marietta, Messer Construction Co, Milestone Contractors Lp, Naizak Global Engineering Systems, Pepper Construction, Powers & Sons Construction Company, Reith Riley, etc.

% of positive outcomes- 100% (full time position related to major)

- 2020 FIRST DESTINATION SURVEY RESULTS

Graduating undergraduate students were asked to complete an online survey regarding their post-graduate plans. Information was collected from 22 Bachelor Degree graduates.

Number reporting - 22

Average salary - \$69,677

Range of salary - \$55,000-\$109,500

Hiring companies - Gradex Inc, AECOM Hunt, Bowen Engineering Corporation, Butler Fairman & Seufert, Inc., Citizens Energy Group, HIS Constructors Inc, Industrial Electric Inc, Lithko Contracting LLC, Lithko Contracting, Meadway Innovative Construction Group, Midwest Mole, Milestone Contractors, Pepper Construction, Premier Power Maintenance, Shiel Sexton, Skanska, Stone & Masonry Coordinator, T&W Corporation & Church Solutions, The MDC Group

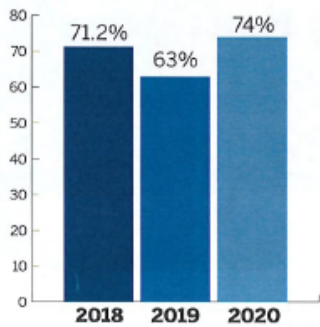
% of positive outcomes- 100% (full time position related to major)

2020 First Destination Survey Results

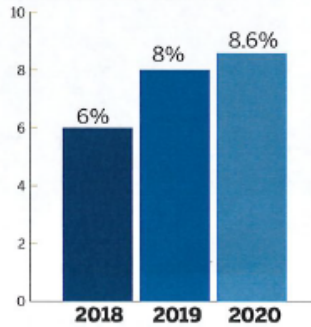
Office of Career Services & Professional Development

Graduating undergraduate students* were asked to complete an online survey regarding their post-graduate plans. Information was collected through December 2020 of the 883 Bachelor Degree graduates, an 67% knowledge rate.

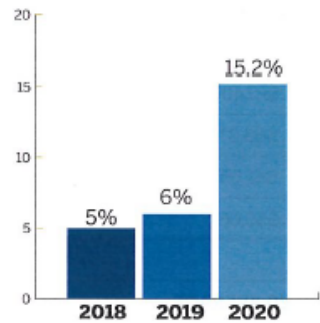
Knowledge Rate



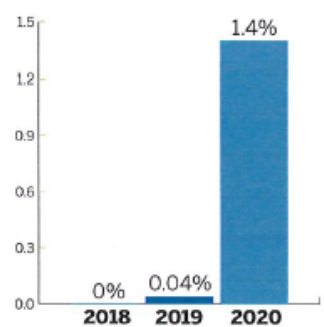
Attending Graduate/ Professional School



Actively Seeking Employment



Not Actively Seeking Employment



Graduate / Professional Schools:

- Northwestern University
- IUPUI
- Purdue University
- IU McKinney School of Law
- Catholic University of America
- Cal Poly
- Georgia Tech
- Marian University
- American Military University
- Western Kentucky University

Top Reported Employers:

Aisin USA manufacturing	Eli Lilly and Company	KYB Corporation
Allison Transmission	ENEngineering	Leidos
Appirio, a Wipro Company	FA Wilhelm Construction Company	Navient
Bastian Solutions	Faurecia	Ninestar Connect
Belcan Engineering LLC	FedEx	Raytheon
Best Buy	GEICO	Roche Diagnostics
C&R Racing	Harley Davidson	Rolls Royce
Cook Medical	Indiana Farmers	Salesforce
Crane Naval Surface Warfare Center	Indiana University	Stanley Black & Decker
Cummins Inc.	Infosys	stanley security
Defense Finance and Accounting Services	IU Health	The Skillman Corp
Delphi Technologies	IUPUI	Tippmann Group
Duke Energy	Jackson Control Company	Tippmann Construction
	Jane Pauley Community Health Center	TriMedx
	Johnson Controls	TWG Construction

* 2020 First Destination Survey included students graduating in August 2019, December 2019, and May 2020.

Average Starting Salary by Major* (BS Degree)

*major only included if response rate was > 15%

ENGINEERING	2020 AVERAGE
Biomedical Engineering	\$65,867
Computer Engineering	\$67,400
Electrical Engineering	\$69,371
Mechanical Engineering	\$61,697
Motorsports Engineering	\$66,667

TECHNOLOGY	2020 AVERAGE
Computer and Information Technology	\$63,330
Construction Management	\$68,467
Electrical Engineering Technology	\$53,340
Interior Design Technology	\$42,913
Mechanical Engineering Technology	\$44,833
Organizational Leadership	\$51,196

Explanatory Notes for Salary Survey

1. The data are self-reported.
2. This report represents data collection that took place from 1/20 - 1/21.
3. The summary includes salary by major regardless of the number of graduates reporting salaries.

* Represents non-traditional student with extensive work experience.

- 2021 FIRST DESTINATION SURVEY From IUPUI CM Graduate Exit Survey

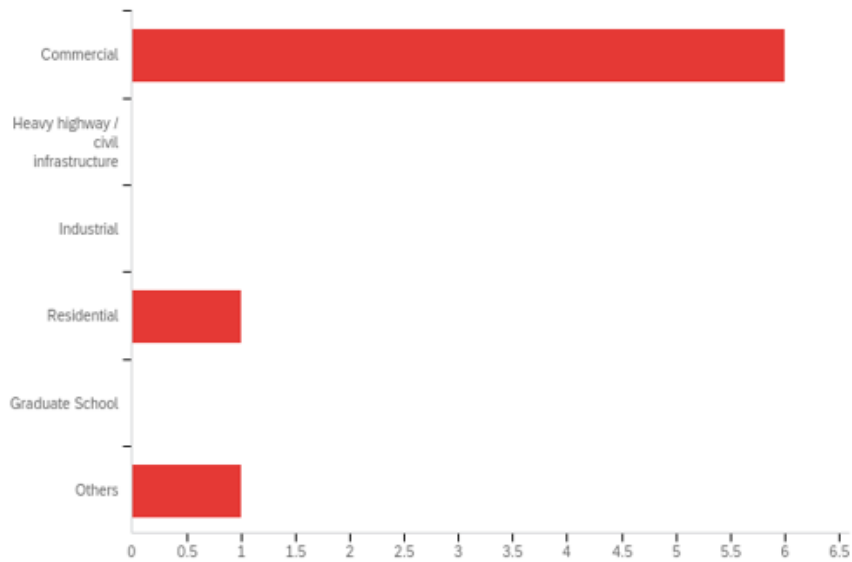
Spring 2021

7. In which of the following construction sectors did you start your career? Please provide the employer's name, if applicable.	Responses
Commercial	7
Employer – Alt & Witzig Engineering	
Employer – BCMI	
No employer information	
No employer information	
No employer information	
No employer information	
Employer – Stuart Reed	
Heavy Highway/Civil Construction	2
Employer – Alt & Witzig Engineering	
Employer – Milestone Contractors	
Industrial Construction	4
Employer – Alt & Witzig Engineering	
Employer – Industrial electric	
Employer – CET Inc.	
I have accepted a Project Engineer Position in Industrial Construction. I would prefer to keep my employers name confidential.	
Residential Construction	5
Employer – Alt & Witzig Engineering	
Employer – Arbor Homes	
Employer – G.R. Painting	
Employer – Builder's First Source	
Employer – Stuart Reed	
Manufacturers/Suppliers of Construction Materials	1
Graduate School	
Other	1
N/A	
No Response	1

8. Please indicate the salary range that you accepted coming into the construction workforce.	Responses
\$40,000 - \$45,000	1
\$45,000 - \$50,000	1
\$50,000 - \$55,000	1
\$55,000 - \$60,000	6
\$60,000 - \$65,000	2
> \$65,000	6
Other	1
No idea, haven't negotiated it yet.	

- Fall 2021 (Format updated from Fall 2021 survey)

Q7 - In which of the following construction sectors did you start your career?



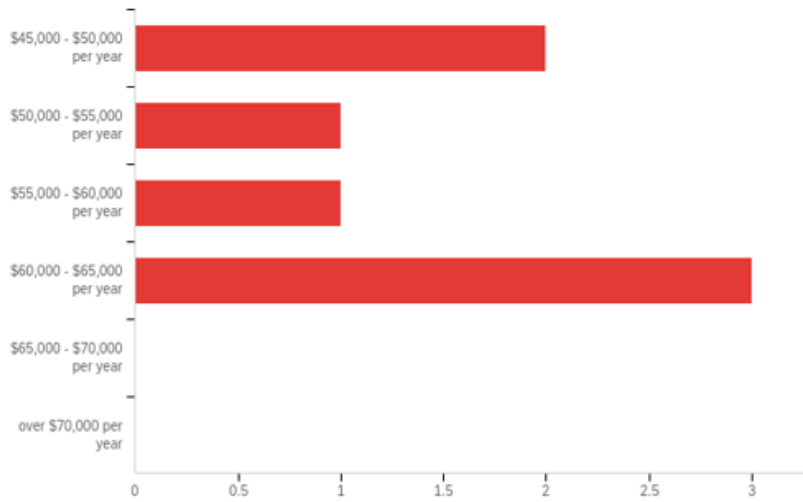
#	Field	Minimum	Maximum	Mean	Std Deviation	Variance	Count
1	In which of the following construction sectors did you start your career?	1.00	6.00	2.00	1.80	3.25	8

#	Answer	%	Count
1	Commercial	75.00%	6
2	Heavy highway / civil infrastructure	0.00%	0
3	Industrial	0.00%	0
4	Residential	12.50%	1
5	Graduate School	0.00%	0
6	Others	12.50%	1
	Total	100%	8

Q8 - Please provide the employer's name.

Please provide the employer's name.
T&W
Magnolia Health Systems
EF Marburger
Myers Construction Management, Inc.
Lennar
shiel sexton
Geiger and Peters

Q9 - Please indicate the salary range that you accepted coming into the construction workforce with the CM degree.

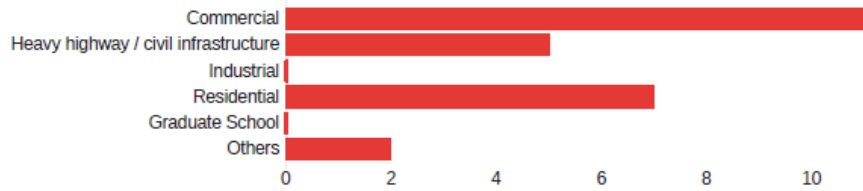


#	Field	Minimum	Maximum	Mean	Std Deviation	Variance	Count
1	Please indicate the salary range that you accepted coming into the construction workforce with the CM degree.	1.00	4.00	2.71	1.28	1.63	7

#	Answer	%	Count
1	\$45,000 - \$50,000 per year	28.57%	2
2	\$50,000 - \$55,000 per year	14.29%	1
3	\$55,000 - \$60,000 per year	14.29%	1
4	\$60,000 - \$65,000 per year	42.86%	3
5	\$65,000 - \$70,000 per year	0.00%	0
6	over \$70,000 per year	0.00%	0

- Spring 2022 (Format updated from Fall 2021 survey)

Q7 - In which of the following construction sectors did you start your career?



Field	Min	Max	Mean	Standard Deviation	Variance	Responses
In which of the following construction sectors did you start your career?	1	6	2	2	3	25

Field	Choice Count
Commercial	11
Heavy highway / civil infrastructure	5
Industrial	0
Residential	7
Graduate School	0
Others	2
Total	25

Q8 - Please provide the employer's name.

Please provide the employer's name.

CRG Residential

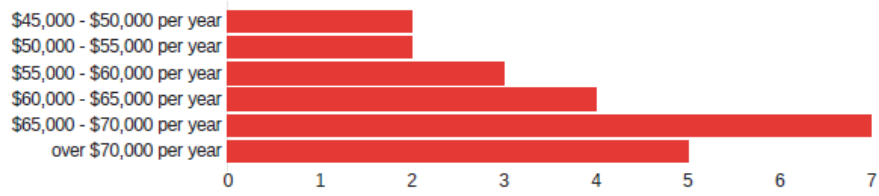
None

SCS

Meyer Najem

The MDC Group

Q9 - Please indicate the salary range that you accepted coming into the construction workforce with the CM degree.



Field	Min	Max	Mean	Standard Deviation	Variance	Responses
Please indicate the salary range that you accepted coming into the construction workforce with the CM degree.	1	6	4	2	2	23

Field	Choice Count
\$45,000 - \$50,000 per year	2
\$50,000 - \$55,000 per year	2
\$55,000 - \$60,000 per year	3
\$60,000 - \$65,000 per year	4
\$65,000 - \$70,000 per year	7
over \$70,000 per year	5
Total	23