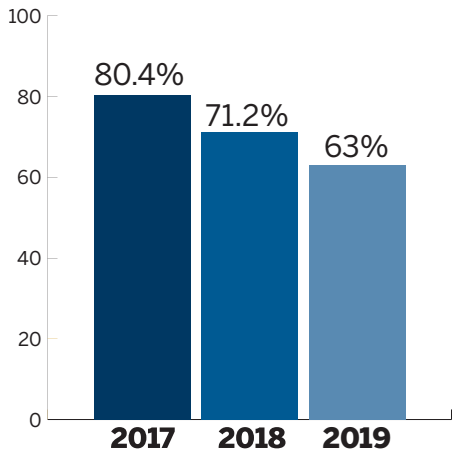


2019 First Destination Survey Results

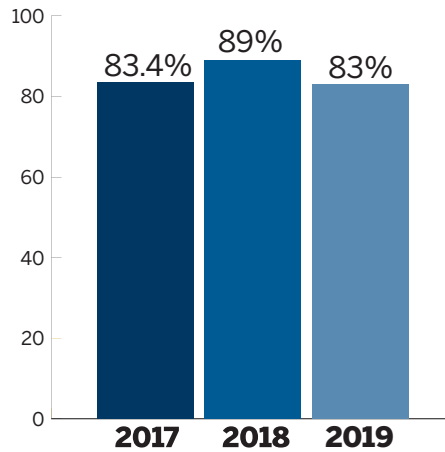
Office of Career Services & Professional Development

Graduating undergraduate students* were asked to complete an online survey regarding their post-graduate plans. Information was collected through December, 2019 from 431 of the 685 Bachelor Degree graduates, an 63% knowledge rate.

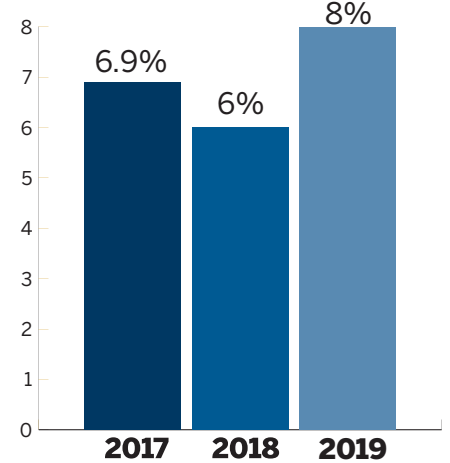
Knowledge Rate



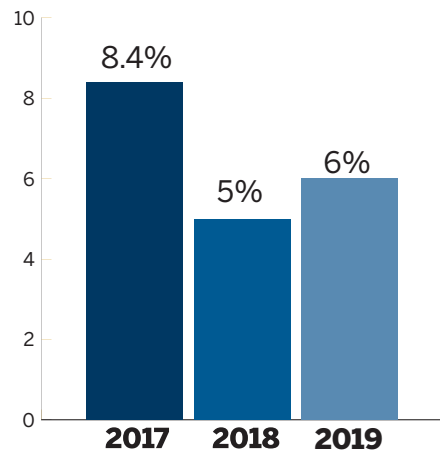
Accepted Post-Graduate Employment



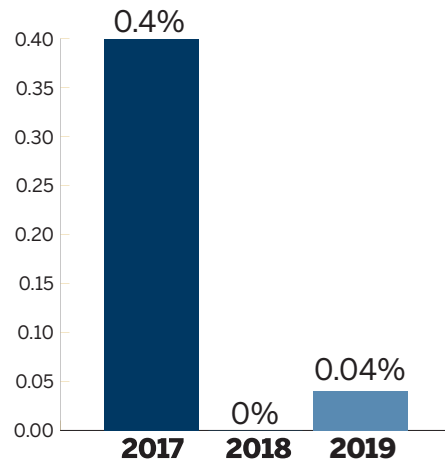
Attending Graduate/ Professional School



Actively Seeking Employment



Not Actively Seeking Employment



Graduate / Professional Schools:

- Northwestern University
- IUPUI
- Purdue University
- IU McKinney School of Law
- Catholic University of America
- Cal Poly
- Georgia Tech
- Marian University
- American Military University
- Western Kentucky University

Top Reported Employers:

- Aisin USA manufacturing
- Allison Transmission
- Appirio, a Wipro Company
- Bastian Solutions
- Belcan Engineering LLC
- Best Buy
- C&R Racing
- Cook Medical
- Crane Naval Surface Warfare Center
- Cummins Inc.
- Defense Finance and Accounting Services
- Delphi Technologies
- Duke Energy

- Eli Lilly and Company
- ENEngineering
- FA Wilhelm Construction Company
- Faurecia
- FedEx
- GEICO
- Harley Davidson
- Indiana Farmers
- Indiana University
- Infosys
- IU Health
- IUPUI
- Jackson Control Company
- Jane Pauley Community Health Center
- Johnson Controls

- KYB Corporation
- Leidos
- Navient
- Ninestar Connect
- Raytheon
- Roche Diagnostics
- Rolls Royce
- Salesforce
- Stanley Black & Decker
- stanley security
- The Skillman Corp
- Tippman Group
- Tippmann Construction
- TriMedx
- TWG Construction

* 2019 First Destination Survey included students graduating in August 2018, December 2018, and May 2019.



Average Starting Salary by Major* (BS Degree)

*major only included if response rate was > 15%

ENGINEERING	GRADUATES 18-19	2019 AVERAGE
Biomedical Engineering	29	\$64,587
Computer Engineering	34	\$65,200
Electrical Engineering	61	\$66,310
Energy Engineering	19	\$50,333
Mechanical Engineering	167	\$61,978
Motorsports Engineering	14	\$54,875

TECHNOLOGY	GRADUATES 18-19	2019 AVERAGE
Computer Engineering Technology	7	\$66,750
Computer Graphics Technology	22	\$31,333
Computer and Information Technology	108	\$55,717
Construction Management	39	\$55,988
Electrical Engineering Technology	22	\$71,333
Healthcare Engineering Technology Management	12	\$ 60,000
Interior Design Technology	9	\$40,000
Mechanical Engineering Technology	55	\$58,405
Music Technology	7	N/A
Organizational Leadership	76	\$55,920
Technical Communication	3	\$55,500

Explanatory Notes for Salary Survey

1. The data are self-reported.
2. This report represents data collection that took place from 1/19 - 1/20.
3. The summary includes salary by major regardless of the number of graduates reporting salaries.

* Represents non-traditional student with extensive work experience.